



THE PROVINCIAL COURT OF BRITISH COLUMBIA

Semi-Annual Time to Trial Report

March 31, 2024

Introduction

Time to trial measures the time elapsed from the time the case is ready to be scheduled until the next available date (in months) that a defined event can be routinely scheduled onto a future court list in a particular location.¹

Time to trial does not reflect when cases are actually set, rather it is an estimate of when court time would be available to schedule a particular activity. This estimate is then compared against the standard established by the court for that particular activity.

Time to trial data is currently collected from 69 court locations. The current update includes the following information as of March 31, 2024:

- Adult Criminal Weighted Provincial Time to Trial;
- Family Law Act (FLA) Weighted Provincial Time to Trial;
- Child, Family and Community Service Act (CFCSA)² Weighted Provincial Time to Trial;
- Civil Small Claims Weighted Provincial Time to Trial;
- Locations with the Longest Time to Trial in each area of the court's jurisdiction;
- Time to Trial Results by Location.

¹ Does not include fast tracked events, or dates that become available due to cancellations

² Also known as 'Child Protection'

Provincial Time to Trial

Overall, provincial weighted times to trial have increased on average by 7% between March 2023 and March 2024. Most categories increased their delays over the past year. The top area that improved:

- Small Claims Settlement Conferences (decreased in time to conference by 4%)

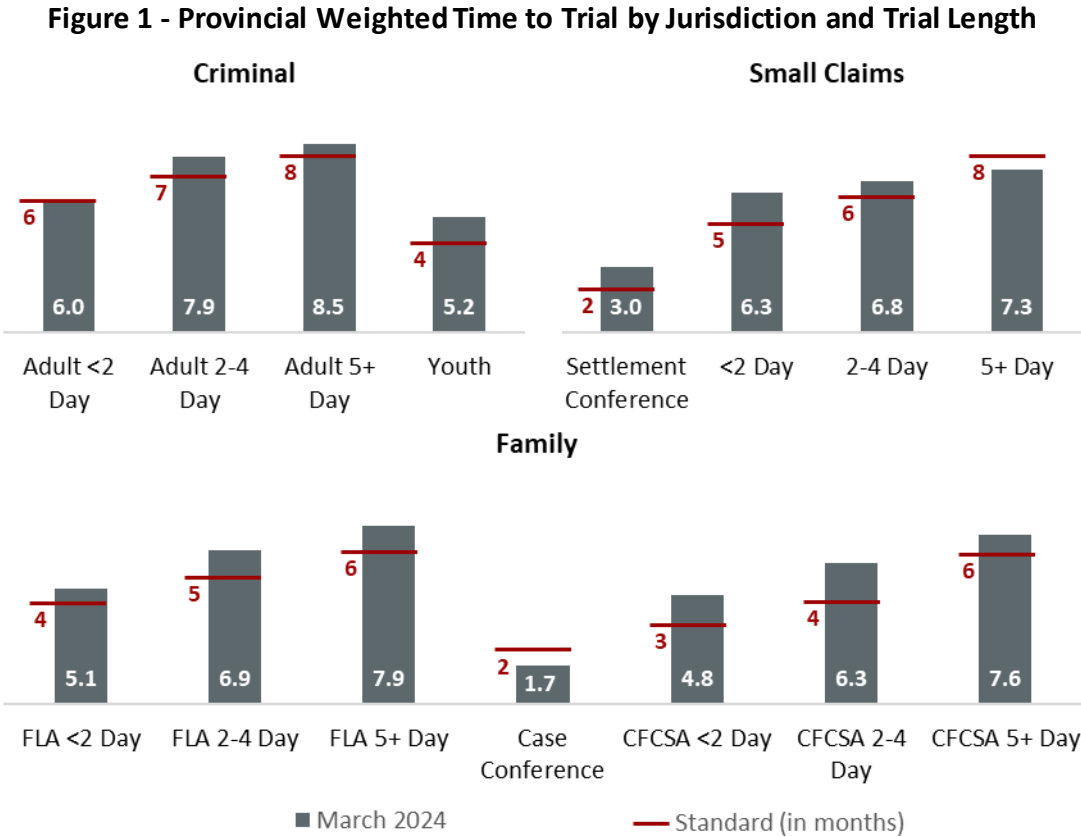
The top categories that saw an increase in Time to Trial:

- Youth Criminal trials (increased by 21%, from 4.3 months to 5.2 months)
 - Youth Criminal trials comprise a small percentage of the court’s criminal workload.
- CFCSA medium (2-4 day) trials (increased by 10%, from 5.7 months to 6.3 months)

Overall, results varied from 0.7 months below the Provincial Court standard to 2.3 months over the standard, with most measures being over the standard in March 2024.

Figures 1 to 4 show time elapsed in months from the time the case is ready to be scheduled until the next available date.

Figure 1 shows weighted³ province-wide times to trial, as well as Provincial Court standards in months.



³ All locations in the province were weighted based on fiscal year caseloads. Weighted time to trial is the average time (in months), weighted by caseloads, from the time a request is made to the next available date.

Weighted Results by Jurisdiction

Figures 2 to 4 show weighted province-wide times to trial and Provincial standards in months, by division. These figures also show a comparison between the results as at March 2023 and March 2024.

Figure 2 sets out the number of months between an Arraignment Hearing/Fix Date and the first available court date for typical adult/youth criminal trials of various lengths. These results do not take into account the time between a first appearance in Court and the Arraignment Hearing/Fix Date. All criminal results have increased or stayed the same compared to March 2023. All measures are over or at the standard.

Figure 2 - Weighted Provincial Time to Adult/Youth Criminal Trials

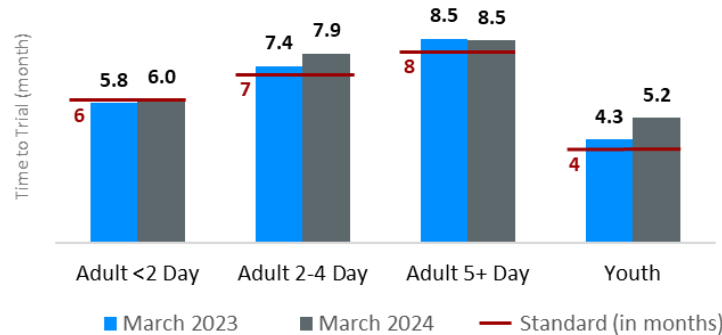
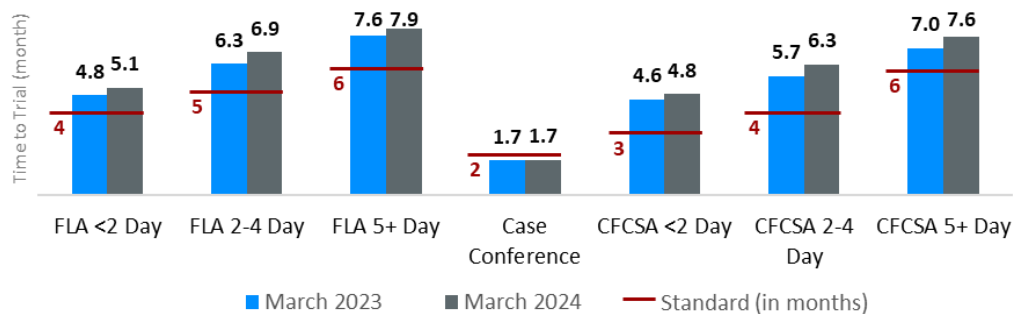


Figure 3 includes two types of proceedings: family case conferences and trials. The time to a family case conference is the number of months between the date a judge directs a conference to be set and the first available date for a family case conference. Although the time to a case conference decreased, the overall number of family case conferences scheduled has decreased significantly as a result of changes to the Provincial Court Family Rules that came into effect in May of 2021. Most of the case conferences are now for CFCSA files only. At this time, the court is not able to report on the time to a Family Management Conference (FMC), which is the first court appearance for most FLA files under the new rules. However, the court has developed a provincial standard for FMCs of 30 days from the time the pleadings are complete. The time to trial sets out the number of months between a family management conference or a family case conference and the first available court date for typical FLA or CFCSA trials of various lengths. These results do not take into account the time between a first appearance in court and the family case conference.

Since March 2023, all measures have slightly increased or stayed the same, and all trials remain more than a month over standards.

Figure 3 - Weighted Provincial Time to Family Trials

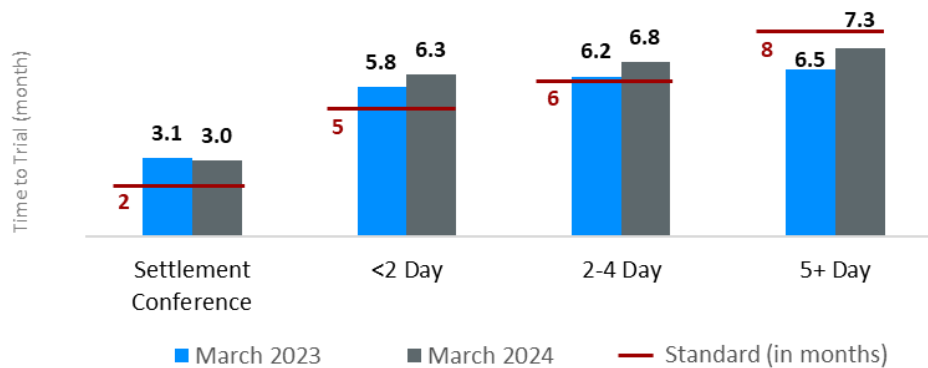


Data Source: Judicial Next Available Date Survey

Weighted Results by Jurisdiction (continued)

Figure 4 includes two types of proceedings: settlement conferences and trials. The time to a settlement conference is the number of months between the date the last reply or document is filed to ready the case for a settlement conference and the first available date for a settlement conference. The time to trial is the number of months between the end of a settlement conference and the first available court date for typical small claims trials of various lengths. These results do not take into account the time between the filing of a claim and the reply. Since March 2023, all measures except for small claims conferences have increased.

Figure 4 - Weighted Provincial Time to Small Claims Trials



Data Source: Judicial Next Available Date Survey

Top 10 Results

Figures 5, 6, 7, and 8 show the ten locations with the longest times to trial in months for different jurisdictions as at March 31, 2024. Smaller locations are screened out of these calculations, as a longer wait for trial dates is more likely a result of fewer Court sittings in these locations. The Provincial Court standard in months is shown at the top, and the provincial delay average is shown at the bottom.

Figure 5 - Locations with the Longest Delays to Adult Criminal Trials

<2 Day		2-4 Day		5+ Day	
6 Months Max		7 Months Max		8 Months Max	
Nanaimo	9	Nanaimo	10	Terrace	11
Lillooet	9	North Vancouver	10	Surrey	10
North Vancouver	8	Surrey	9	Kamloops	10
Penticton	8	Kamloops	9	Vernon	10
Fort St. John	8	Duncan	9	North Vancouver	10
Hazelton	8	Penticton	9	Duncan	10
Prince George	7	Western Comms.	9	Western Comms.	10
Kamloops	7	Port Alberni	9	Campbell River	10
Western Comms.	7	Terrace	9	Merritt	10
Port Alberni	7	Lillooet	9	Kitimat	10
Provincial	6.0		7.9		8.5

Figure 6 - Locations with the Longest Delays to Family Trials (FLA)

<2 Day FLA		2-4 Day FLA		5+ Day FLA	
4 Months Max		5 Months Max		6 Months Max	
Nanaimo	9	Nanaimo	10	Surrey	10
Lillooet	9	Surrey	9	Kamloops	10
Penticton	8	Kamloops	9	Vernon	10
Kamloops	7	Penticton	9	Western Comms.	10
North Vancouver	7	Port Alberni	9	North Vancouver	10
Cranbrook	7	Lillooet	9	Duncan	10
Port Alberni	7	Western Comms.	8	Merritt	10
Fernie	7	North Vancouver	8	Lillooet	10
Nelson	6	Cranbrook	8	Clearwater	10
Grand Forks	6	Nelson	8	Penticton	9
Provincial	5.1		6.9		7.9

Data Source: Judicial Next Available Date Survey

Top 10 Results (Continued)

Figure 7 - Locations with the Longest Delays to Family Trials (CFCSA)

<2 Day CFCSA		2-4 Day CFCSA		5+ Day CFCSA	
3 Months Max		4 Months Max		6 Months Max	
Nanaimo	9	Nanaimo	10	Surrey	10
Lillooet	9	Surrey	9	Duncan	10
Penticton	8	Kamloops	9	Kamloops	10
Kamloops	7	Port Alberni	9	Vernon	10
Port Alberni	7	Penticton	9	North Vancouver	10
North Vancouver	7	Clearwater	9	Western Comms.	10
Cranbrook	7	Lillooet	9	Merritt	10
Hazelton	7	North Vancouver	8	Clearwater	10
Nelson	6	Western Comms.	8	Lillooet	10
Grand Forks	6	Cranbrook	8	Penticton	9
Provincial	4.8		6.3		7.6

Figure 8 - Locations with the Longest Delays to Small Claims Trials

<2 Day Trial		2-4 Day Trial		5+ Day Trial	
5 Months Max		6 Months Max		8 Months Max	
North Vancouver	9	North Vancouver	10	Surrey	10
Nanaimo	9	Nanaimo	10	North Vancouver	10
Penticton	8	Surrey	9	Kamloops	10
Courtenay	8	Kamloops	9	Western Comms.	10
Kamloops	7	Western Comms.	9	Vernon	10
Western Comms.	7	Penticton	9	Duncan	10
Cranbrook	7	Duncan	9	Campbell River	10
Port Alberni	7	Port Alberni	9	Clearwater	10
Campbell River	7	Clearwater	9	Lillooet	10
Powell River	7	Port Coquitlam	8	Merritt	10
Provincial	6.3		6.8		7.3

Data Source: Judicial Next Available Date Survey

Appendix 1: Time to Trial by Location, Jurisdiction, and Trial Length

Results in months for all locations for which time to trial information is collected appear below. Results for the Criminal and Small Claims divisions are listed first, followed by results for Family. Locations are listed by region, with the exception of assignment court locations, which are listed together. The Provincial Court standard in months is shown for reference. Not all locations for which time to trial information is collected hear all kinds of trials. Grey cells indicate that the trial type in question is not heard at that location.

Note 36 of the 69 court locations for which the court collects time to trial information are smaller operations. Of the 36 locations, 10 do not have a resident judge, but are staffed and include registry services⁴ and 26 have neither a resident judge nor registry services.⁵ Due to the relatively small number of Court sitting days in these locations, lengthier delays are anticipated for a number of reasons including:

- The inability to accommodate longer trials. These lengthy trials cannot be scheduled for several days in a row as they often can in larger court locations.
- The inability to react to caseload fluctuations which could result in an increase in the amount of cases requiring a trial.

Smaller locations are marked with an asterisk in the table below.

⁴ Registry offices are open to public for filing documents, accessing court file information or requesting information on court processes.

⁵ These locations are only open for scheduled courtroom appearances such as hearings and trials.

Time to Trial by Location, Jurisdiction, and Trial Length as at March 31, 2024

	Location	Adult Criminal			Small Claims		
		<2 Day	2 - 4 Day	5+ Day	<2 Day	2 - 4 Day	5+ Day
Provincial Standards		6	7	8	5	6	8
Assignment Court	Abbotsford		7	8		7	8
	Kelowna		7	7		7	7
	Main Street		4	6			
	Port Coquitlam		7	8		8	9
	Robson Square					4	4
	Surrey		9	10		9	10
	Victoria		6	8		7	9
Fraser Region	Chilliwack	4	5	7	5	6	7
	New Westminster	5	7	8	5	7	8
Interior Region	Castlegar *	5	8		5	8	
	Clearwater *	4	9	10	4	9	10
	Cranbrook	7	8		7	8	
	Creston *	4	5		4	5	
	Fernie *	7	8		7	8	
	Golden *	4	5		4	5	
	Grand Forks *	6	8		6	8	
	Invermere *	5	6		5	6	
	Kamloops	7	9	10	7	9	10
	Lillooet *	9	9	10	9	9	10
	Merritt *	3	8	10	3	8	10
	Nakusp *	4	7		4	7	
	Nelson	6	8		6	8	
	Penticton	8	9	9	8	9	9
	Princeton *	8	9	9	8	9	9
	Revelstoke *	6			6		
	Rossland	5	7		5	7	
	Salmon Arm	4			4		
	Sparwood *	7	8		7	8	
Vernon	5	7	10	5	7	10	

Time to Trial by Location, Jurisdiction, and Trial Length as at March 31, 2024

	Location	Adult Criminal			Small Claims		
		<2 Day	2 - 4 Day	5+ Day	<2 Day	2 - 4 Day	5+ Day
Provincial Standards		6	7	8	5	6	8
Northern Region	100 Mile House *	2	4	4	2	4	4
	Anahim Lake *	4	4	4	4	4	4
	Burns Lake *	3	8		3	8	
	Chetwynd *	4	8				
	Dawson Creek	4	8		4		
	Fort Nelson *	2	3		2	3	
	Fort St. James *	5	6		5		
	Fort St. John	8	8	8	5		
	Fraser Lake *	2	6		5		
	Hazelton *	8	8	10	8	8	
	Houston *	2	3	6	3	3	6
	Kitimat *	6	8	10	5	8	
	Kwadacha *	7					
	Mackenzie *	6	7				
	Masset *	2	6	7	2	6	
	McBride *	3			3		
	Prince George	7	8	9	5	6	
	Prince Rupert	3	7	8	4	7	
	Daajing Giids *	3	6		3	6	
	Quesnel	3	4	5	3	3	4
	Smithers	2	3	6	3	3	6
	Terrace	5	9	11	5	7	
Tumbler Ridge *	4						
Valemount *	3						
Vanderhoof *	5	6		5			
Williams Lake	3	3	5	3	3	5	
Vancouver Region	North Vancouver	8	10	10	9	10	10
	Pemberton *	3	10	10	3		
	Richmond	6	7	9	6	7	9
	Sechelt	5	6	7	5	6	7
Vancouver Island Region	Campbell River	7	7	10	7	7	10
	Courtenay	7	8		8	8	
	Duncan	5	9	10	5	9	10
	Nanaimo	9	10		9	10	
	Port Alberni	7	9		7	9	
	Port Hardy *	5	7		5	7	
	Powell River *	7	8		7	8	
	Western Communities	7	9	10	7	9	10
OCJ	Bella Bella *	1	2		1	2	
	Bella Coola *	6	6		6	6	
	Klemtu *	2			2		

Time to Trial by Location, Jurisdiction, and Trial Length as at March 31, 2024

	Location	FLA			FCC	CFCSA		
		<2 Day	2 - 4 Day	5+ Day		<2 Day	2 - 4 Day	5+ Day
Provincial Standards		4	5	6	2	3	4	6
Assignment Court	Abbotsford		7	8	2		7	8
	Kelowna		7	7	3		7	7
	Main Street							
	Port Coquitlam		7	8	1		6	7
	Robson Square		4	4	1		4	4
	Surrey		9	10	2		9	10
	Victoria		6	8	2		4	8
Fraser Region	Chilliwack	4	5	7	1	4	5	7
	New Westminster	5	7	8		4	7	8
Interior Region	Castlegar *	5	8		1	5	8	
	Clearwater *	4	9	10	2	4	9	10
	Cranbrook	7	8		2	7	8	
	Creston *	4	5		2	4	5	
	Fernie *	7	8		2	7	8	
	Golden *	4	5		2	4	5	
	Grand Forks *	6	8		1	6	8	
	Invermere *	5	6		2	5	6	
	Kamloops	7	9	10	2	7	9	10
	Lillooet *	9	9	10	2	9	9	10
	Merritt *	3	8	10	2	3	8	10
	Nakusp *	4	7		1	4	7	
	Nelson	6	8		1	6	8	
	Penticton	8	9	9	2	8	9	9
	Princeton *	8	9	9	3	6	9	9
	Revelstoke *	6			2	6		
	Rossland	5	7		1	5	7	
	Salmon Arm	4			2	4		
	Sparwood *	7	8		2	7	8	
Vernon	5	7	10	2	5	7	10	

Time to Trial by Location, Jurisdiction, and Trial Length as at March 31, 2024

	Location	FLA			FCC	CFCSA		
		<2 Day	2 - 4 Day	5+ Day		<2 Day	2 - 4 Day	5+ Day
Provincial Standards		4	5	6	2	3	4	6
Northern Region	100 Mile House *	2	4	4	1	2	4	4
	Anahim Lake *	4	4	4	1	4	4	4
	Burns Lake *	3	6		2	3	6	
	Chetwynd *	4			1	4		
	Dawson Creek	4	6		1	4	6	
	Fort Nelson *	2	3		1	2	3	
	Fort St. James *	4	5		1	3	4	
	Fort St. John	4	6	6	1	3	4	
	Fraser Lake *	2	5		1	2	4	
	Hazelton *	7	8		4	7	8	
	Houston *	2	3	6	2	2	3	6
	Kitimat *	2	6		1	2	6	
	Kwadacha *							
	Mackenzie *	5			1	3	5	
	Masset *	2	6		2	2	6	
	McBride *	3			1	3		
	Prince George	4	5	5	1	3	4	4
	Prince Rupert	3	7	8	2	3	7	8
	Daajing Giids *	3	6		2	3	6	
	Quesnel	3	3	4	1	3	3	4
Smithers	2	3	6	2	2	3	6	
Terrace	5	7	9	1	4	6		
Tumbler Ridge *				1				
Valemount *	3			1				
Vanderhoof *	4	5		1	3	4		
Williams Lake	3	3	5	1	3	3	5	
Vancouver Region	North Vancouver	7	8	10	1	7	8	10
	Pemberton *	2			2	2		
	Richmond	4	6	8	2	4	5	7
	Sechelt	5	6	7	1	5	6	7
Vancouver Island Region	Campbell River	4	6	8	2	4	6	
	Courtenay	1	1		2	1	1	
	Duncan	5	7	10	2	5	7	10
	Nanaimo	9	10		2	9	10	
	Port Alberni	7	9		2	7	9	
	Port Hardy *	5	5		2	5	5	
	Powell River *	4	4		2	4	4	
	Western Communities	4	8	10	2	4	8	10
OCJ	Bella Bella *	1	2		1	1	2	
	Bella Coola *	6	6		3	6	6	
	Klemtu *	2			2	2		

Time to Trial by Location, Jurisdiction, and Trial Length as at March 31, 2024

Results in months for Summary Proceedings Court (SPC) appear below. Summary Proceedings Court generally hears cases that are less complex, have historically high collapse rates, and shorter time estimates. The locations above standard are shown in red. The Provincial Court standard in months is shown across the top, and the provincial assignment court delay average is shown at the bottom.

Time to Trial for Summary Proceeding Court by Location and Jurisdiction

Adult Criminal	FLA		CFCSA		Small Claims		
4 Months Max	3 Months Max		2 Months Max		4 Months Max		
Kelowna	5	Kelowna	5	Kelowna	5	Kelowna	5
Surrey	4	Surrey	4	Surrey	4	Surrey	4
Victoria	3	Victoria	4	Robson Square	2	Victoria	4
Vancouver Criminal	2	Robson Square	2	Victoria	2	Port Coquitlam	3
Port Coquitlam	2	Port Coquitlam	2	Abbotsford	2	Abbotsford	2
Abbotsford	2	Abbotsford	2	Port Coquitlam	2	Robson Square	1
All Assignment Court Locations (average)	3.2		3.2		2.8		2.1