



THE PROVINCIAL COURT OF BRITISH COLUMBIA

Semi-Annual Time to Trial Report

March 31, 2025

Introduction

Time to trial measures the time elapsed from the time the case is ready to be scheduled until the next available date (in months) that a defined event can be routinely scheduled onto a future court list in a particular location.¹

Time to trial does not reflect when cases are actually set, rather it is an estimate of when court time would be available to schedule a particular activity. This estimate is then compared against the standard established by the court for that particular activity.

Time to trial data is currently collected from 69 court locations. The current update includes the following information as of March 31, 2025:

- Adult Criminal Weighted Provincial Time to Trial;
- Family Law Act (FLA) Weighted Provincial Time to Trial;
- Child, Family and Community Service Act (CFCSA)² Weighted Provincial Time to Trial;
- Civil Small Claims Weighted Provincial Time to Trial;
- Locations with the Longest Time to Trial in each area of the court's jurisdiction;
- Time to Trial Results by Location.

¹ Does not include fast tracked events, or dates that become available due to cancellations

² Also known as 'Child Protection'

Overall, provincial weighted times to trial have decreased on average by 3% between March 2024 and March 2025. Most categories decreased their delays over the past year. The top areas that improved were:

- Youth Criminal (<2 day) trials (decreased in time to trial by 13%)
- Short CFCSA (<2 day) trials (decreased in time to trial by 12%)
- Long CFCSA (5+ day) trials (decreased in time to trial by 9%)

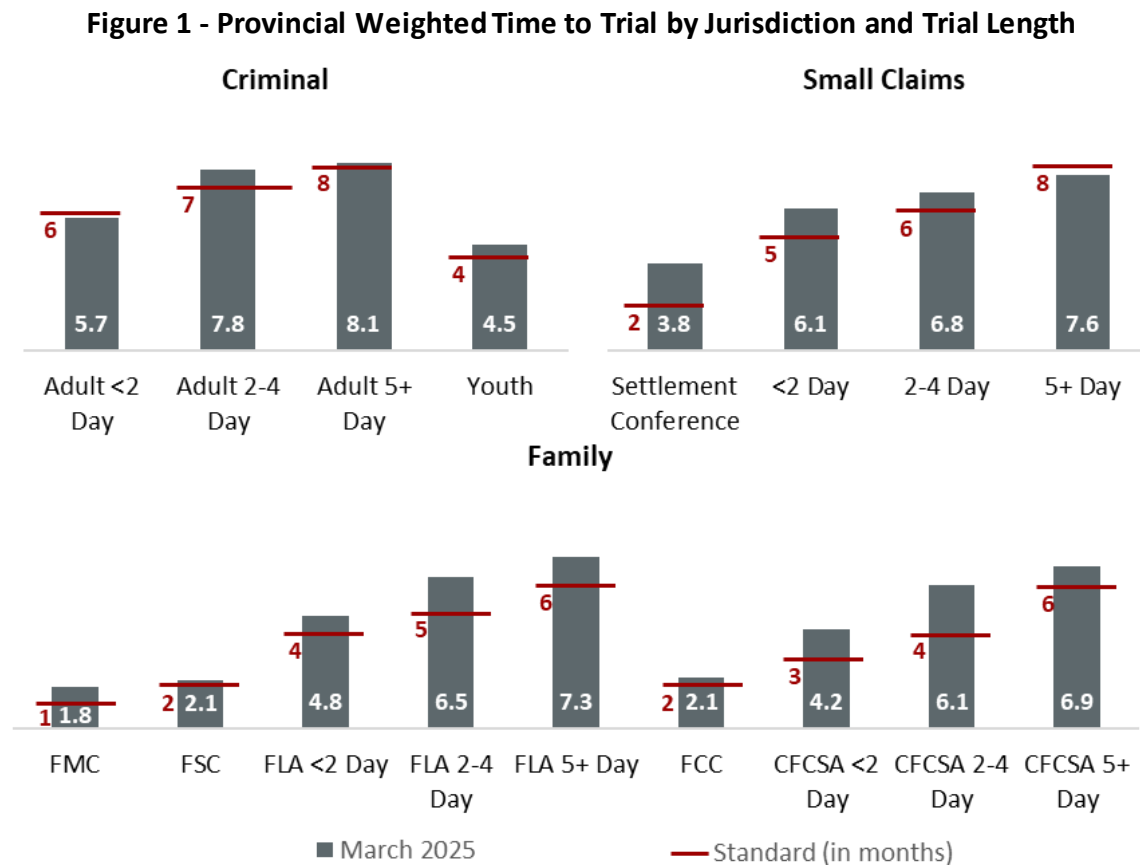
The top category that saw an increase in Time to Trial:

- Small Claims Settlement Conferences (increased by 27%, from 3 months to 3.8 months)

Overall, results varied from 0.4 months below the Provincial Court standard to 2.1 months over the standard, with most measures being over the standard in March 2025.

Figures 1 to 4 show time elapsed in months from the time the case is ready to be scheduled until the next available date.

Figure 1 shows weighted³ province-wide times to trial, as well as Provincial Court standards in months.



³ All locations in the province were weighted based on fiscal year caseloads. Weighted time to trial is the average time (in months), weighted by caseloads, from the time a request is made to the next available date.

Weighted Results by Jurisdiction

Figures 2 to 4 show weighted province-wide times to trial and Provincial standards in months, by division. These figures also show a comparison between the results as at March 2024 and March 2025.

Figure 2 sets out the number of months between an Arraignment Hearing/Fix Date and the first available court date for typical adult/youth criminal trials of various lengths. These results do not take into account the time between a first appearance in Court and the Arraignment Hearing/Fix Date. All criminal delays have decreased from March 2024 to March 2025. Delays for short adult criminal trials have dropped below the standard delay of 6 months to 5.7 months, and all other measures remained over the standards by less than a month.

Figure 2 - Weighted Provincial Time to Adult/Youth Criminal Trials

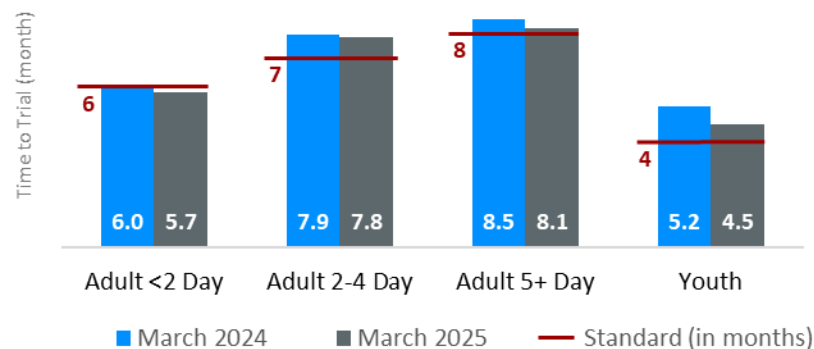
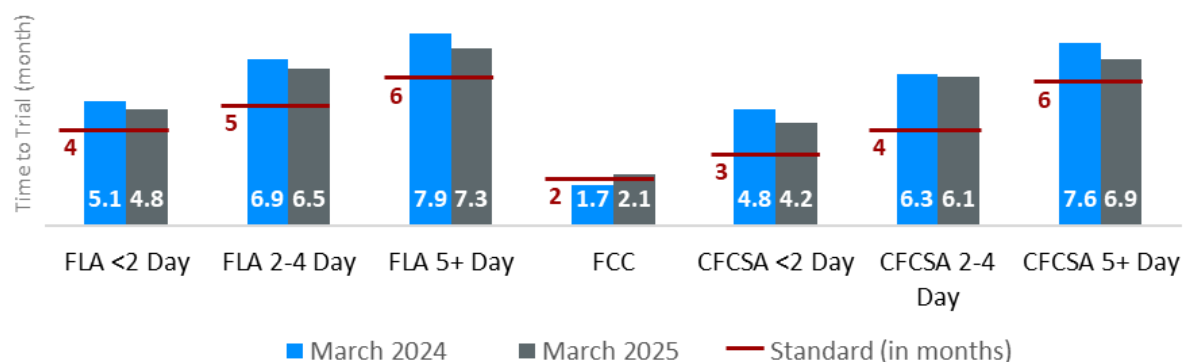


Figure 3 includes two types of proceedings: family case conferences and trials. The time to a family case conference is the number of months between the date a judge directs a conference to be set and the first available date for a family case conference.

Since March 2024, all family delays have decreased, with long (5+ day) trials decreasing the most for both FLA and CFCSA divisions. Long CFCSA trials decreased by 0.7 months, and long FLA trials decreased by 0.6 months. Short FLA, FCC, and long CFCSA trials are the only family trials with delays of less than a month over the standard. All other trial delays are over a month over the standard.

Figure 3 - Weighted Provincial Time to Family Trials

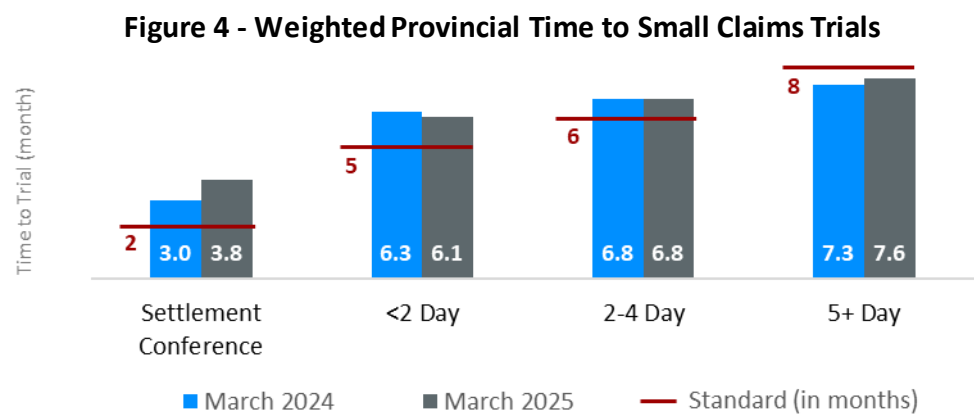


Data Source: Judicial Next Available Date Survey

Weighted Results by Jurisdiction (continued)

As of June 2024, the Provincial Court now collects data on delays specifically related to Family Management Conferences (FMC) and Family Settlement Conferences (FSC). However, because the data on these areas was not collected in March 2024, they are not included in this section for comparison.

Figure 4 includes two types of proceedings: settlement conferences and trials. The time to a settlement conference is the number of months between the date the last reply or document is filed to ready the case for a settlement conference and the first available date for a settlement conference. The time to trial is the number of months between the end of a settlement conference and the first available court date for typical small claims trials of various lengths. These results do not take into account the time between the filing of a claim and the reply. Since March 2024, settlement conferences have experienced the sharpest increase of 27% (0.8 months), and long (5+ day) trials have increased slightly by 3% (0.3 months). All other measures decreased or stayed the same.



Data Source: Judicial Next Available Date Survey

Top 10 Results

Figures 5, 6, 7, and 8 show the ten locations with the longest times to trial in months for different jurisdictions as at March 31, 2025. Smaller locations are screened out of these calculations, as a longer wait for trial dates is more likely a result of fewer Court sittings in these locations. The Provincial Court standard in months is shown at the top, and the provincial delay average is shown at the bottom.

Figure 5 - Locations with the Longest Delays to Adult Criminal Trials

<2 Day		2-4 Day		5+ Day	
6 Months Max		7 Months Max		8 Months Max	
Port Hardy	9	Nanaimo	11	Nanaimo	12
Nanaimo	8	Western Communities	10	Richmond	10
Richmond	8	North Vancouver	10	Western Communities	10
Western Communities	8	Duncan	10	North Vancouver	10
Port Alberni	8	Courtenay	10	Duncan	10
Courtenay	8	Port Hardy	10	Port Alberni	10
Campbell River	8	Richmond	9	Port Hardy	10
Powell River	8	Port Alberni	9	Hazelton	10
Prince George	7	Campbell River	9	Burns Lake	10
North Vancouver	7	Powell River	9	Victoria	9
5.7		7.8		8.1	

Figure 6 - Locations with the Longest Delays to Family Trials (FLA)

<2 Day FLA		2-4 Day FLA		5+ Day FLA	
4 Months Max		5 Months Max		6 Months Max	
Nanaimo	8	Nanaimo	11	Nanaimo	12
Port Alberni	8	Nelson	9	North Vancouver	10
Powell River	8	Port Alberni	9	Richmond	10
Hazelton	8	Grand Forks	9	Port Alberni	10
North Vancouver	7	Castlegar	9	Victoria	9
Richmond	7	Lillooet	9	Surrey	8
Revelstoke	7	Surrey	8	Vernon	8
Burns Lake	7	Victoria	8	Salmon Arm	8
Salmon Arm	6	North Vancouver	8	Terrace	8
Terrace	6	Richmond	8	Port Coquitlam	7
4.8		6.5		7.3	

Data Source: Judicial Next Available Date Survey

Top 10 Results (Continued)

Figure 7 - Locations with the Longest Delays to Family Trials (CFCSA)

<2 Day CFCSA		2-4 Day CFCSA		5+ Day CFCSA	
3 Months Max		4 Months Max		6 Months Max	
Nanaimo	8	Nanaimo	11	Nanaimo	12
Port Alberni	8	Port Alberni	9	Port Alberni	10
North Vancouver	7	Nelson	9	Western Communities	10
Richmond	6	Lillooet	9	North Vancouver	10
Sechelt	6	Grand Forks	9	Richmond	9
Grand Forks	6	Surrey	8	Surrey	8
Penticton	5	Richmond	8	Vernon	8
Terrace	5	North Vancouver	8	Salmon Arm	8
Rossland	5	Hazelton	8	Abbotsford	7
Nelson	5	Rossland	8	Chilliwack	7
4.2		6.1		6.9	

Figure 8 - Locations with the Longest Delays to Small Claims Trials

<2 Day Trial		2-4 Day Trial		5+ Day Trial	
5 Months Max		6 Months Max		8 Months Max	
Nanaimo	10	Nanaimo	11	Nanaimo	12
Port Alberni	9	North Vancouver	10	North Vancouver	11
Richmond	8	Western Communities	10	Richmond	10
Western Communities	8	Duncan	10	Western Communities	10
Courtenay	8	Courtenay	10	Duncan	10
Powell River	8	Port Hardy	10	Port Alberni	10
Port Hardy	8	Victoria	9	Surrey	9
North Vancouver	7	Richmond	9	Penticton	9
Campbell River	7	Port Alberni	9	Campbell River	9
Revelstoke	7	Nelson	9	Princeton	9
6.1		6.8		7.6	

Data Source: Judicial Next Available Date Survey

Appendix 1: Time to Trial by Location, Jurisdiction, and Trial Length

Results in months for all locations for which time to trial information is collected appear below. Results for the Criminal and Small Claims divisions are listed first, followed by results for Family. Locations are listed by region, with the exception of assignment court locations, which are listed together. The Provincial Court standard in months is shown for reference. Not all locations for which time to trial information is collected hear all kinds of trials. Grey cells indicate that the trial type in question is not heard at that location.

Note that 36 of the 69 court locations for which the court collects time to trial information are smaller operations. Of the 36 locations, 10 do not have a resident judge but are staffed and include registry services⁴ and 26 have neither a resident judge nor registry services.⁵ Due to the relatively small number of Court sitting days in these locations, lengthier delays are anticipated for a number of reasons, including:

- The inability to accommodate longer trials. These lengthy trials cannot be scheduled for several days in a row as they often can in larger court locations.
- The inability to react to caseload fluctuations could result in an increase in the number of cases requiring a trial.

Smaller locations are marked with an asterisk in the table below.

⁴ Registry offices are open to public for filing documents, accessing court file information or requesting information on court processes.

⁵ These locations are only open for scheduled courtroom appearances such as hearings and trials.

Time to Trial by Location, Jurisdiction, and Trial Length as at March 31, 2025

	Location	Adult Criminal			Small Claims		
		<2 Day	2 - 4 Day	5+ Day	<2 Day	2 - 4 Day	5+ Day
Provincial Standards		6	7	8	5	6	8
Assignment Court	Abbotsford		6	7		7	
	Kelowna		6	6		6	6
	Main Street		7	8			
	Port Coquitlam		7	7		7	8
	Robson Square					4	5
	Surrey		7	8		8	9
	Victoria		7	9		9	
Fraser Region	Chilliwack	4	6	7	5	6	8
	New Westminster	5	6	7	5	7	7
Interior Region	Castlegar *	6	9		6	9	
	Clearwater *	4	6		4	6	
	Cranbrook	4	4		4	4	
	Creston *	4	5		4	5	
	Fernie *	3	4		3	4	
	Golden *	4	4		4	4	
	Grand Forks *	6	9		6	9	
	Invermere *	2	3		2	3	
	Kamloops	4	7	7	4	6	7
	Lillooet *	4	9		4	9	
	Merritt *	4	6		4	6	
	Nakusp *	4	7		4	7	
	Nelson	5	9		5	9	
	Penticton	4	5	6	6		9
	Princeton *	2	6		5	6	9
	Revelstoke *	7			7		
	Rossland	5	8		5	8	
	Salmon Arm	6			6		
	Sparwood *	3	4		3	4	
	Vernon	4	6	8	4	7	8

Time to Trial by Location, Jurisdiction, and Trial Length as at March 31, 2025

	Location	Adult Criminal			Small Claims		
		<2 Day	2 - 4 Day	5+ Day	<2 Day	2 - 4 Day	5+ Day
Provincial Standards		6	7	8	5	6	8
Northern Region	100 Mile House *	3	6	6	3	6	6
	Anahim Lake *	1	7	7	1	7	7
	Burns Lake *	5	7	10	7	7	
	Chetwynd *	4					
	Daajing Giids	5	7		7		
	Dawson Creek *	4	6		4	6	6
	Fort Nelson *	3	5		3	6	
	Fort St. James	5	6	7	5	6	
	Fort St. John *	4	7	8	4	4	7
	Fraser Lake *	4	6		5	6	
	Hazelton *	3	8	10	8		
	Houston *	4	4	6	4	4	
	Kitimat *	4	4		4	4	
	Kwadacha *	3	3	7			
	Mackenzie *	5	6		5		
	Masset *	2	7	7	7	7	
	McBride						
	Prince George	7	8	9	5	6	7
	Prince Rupert *	4	4	7	6	7	
	Quesnel	3	5	5	3	3	5
	Smithers	4	4	6	4	4	
	Terrace	6	7	8	6	8	
	Tumbler Ridge *	4					
	Valemount *	7	7				
	Vanderhoof *	5	6	7	5	6	
	Williams Lake	3	4	5	3	4	5
Vancouver Region	North Vancouver	7	10	10	7	10	11
	Pemberton *	2	2		2	2	
	Richmond	8	9	10	8	9	10
	Sechelt	5	6	7	3	6	7
Vancouver Island Region	Campbell River	8	9	9	7	8	9
	Courtenay	8	10		8	10	
	Duncan	7	10	10	6	10	10
	Nanaimo	8	11	12	10	11	12
	Port Alberni	8	9	10	9	9	10
	Port Hardy *	9	10	10	8	10	
	Powell River *	8	9		8		
	Western Communities	8	10	10	8	10	10
OCJ	Bella Bella *	7	7		7	7	
	Bella Coola *	3	3		1	3	

Time to Trial by Location, Jurisdiction, and Trial Length as at March 31, 2025

	Location	FLA			FCC	CFCSA		
		<2 Day	2 - 4 Day	5+ Day		<2 Day	2 - 4 Day	5+ Day
Provincial Standards		4	5	6	2	3	4	6
Assignment Court	Abbotsford		6	7	2		6	7
	Kelowna		6	6	3		6	6
	Main Street							
	Port Coquitlam		7	7	3		6	7
	Robson Square		4	5	2		4	5
	Surrey		8	8	3		8	8
	Victoria		8	9	1		7	
Fraser Region	Chilliwack	4	6	7	2	4	6	7
	New Westminster	4	6	6		4	5	6
Interior Region	Castlegar *	6	9		2	6	9	
	Clearwater *	4	6		2	4	6	
	Cranbrook	4	4		1	4	4	
	Creston *	4	5		1	4	5	
	Fernie *	3	4		1	3	4	
	Golden *	4	4		1	4	4	
	Grand Forks *	6	9		2	6	9	
	Invermere *	2	3		1	2	3	
	Kamloops	4	7	7	2	4	7	7
	Lillooet *	4	9		2	4	9	
	Merritt *	4	6		2	4	6	
	Nakusp *	4	7		2	4	7	
	Nelson	5	9		2	5	9	
	Penticton	5	7	7	2	5	7	7
	Princeton *	4	7	7	2	4	6	7
	Revelstoke *	7			3	7		
	Rossland	5	8		2	5	8	
	Salmon Arm	6	6	8	3	4	6	8
	Sparwood *	3	4		1	3	4	
	Vernon	4	6	8	3	4	6	8

Time to Trial by Location, Jurisdiction, and Trial Length as at March 31, 2025

	Location	FLA			FCC	CFCSA		
		<2 Day	2 - 4 Day	5+ Day		<2 Day	2 - 4 Day	5+ Day
Provincial Standards		4	5	6	2	3	4	6
Northern Region	100 Mile House *	3	6	6	1	3	6	6
	Anahim Lake *	1	7	7	1	1	7	7
	Burns Lake *	7	7		2	3	7	
	Chetwynd *	4			1	4	6	6
	Daajing Giids	5	7		2	5	7	
	Dawson Creek *	4	6	6	1	4	6	6
	Fort Nelson *	3	5		1	3	5	
	Fort St. James	5	6		2	3	4	
	Fort St. John *	4	4	7	1	4	4	7
	Fraser Lake *	4	5		1	3	4	
	Hazelton *	8	8		2	3	8	
	Houston *	4	4	6	2	4	4	6
	Kitimat *	4	4		1	4	4	
	Kwadacha *							
	Mackenzie *	3	5		2	3		
	Masset *	2	7		2	2	7	
	McBride							
	Prince George	4	5	5	2	3	5	5
	Prince Rupert *	4	7	7	2	4	7	
	Quesnel	3	3	5	2	3	3	5
	Smithers	4	4	6	2	4	4	6
	Terrace	6	7	8	1	5	7	
	Tumbler Ridge *	4			1	4		
	Valemount *	4	5		2	3		
	Vanderhoof *	4	5		2	3	4	
	Williams Lake	3	4	5	2	3	4	5
Vancouver Region	North Vancouver	7	8	10	2	7	8	10
	Pemberton *	2	2		2	2	2	
	Richmond	7	8	10		6	8	9
	Sechelt	6	6	7	2	6	7	7
Vancouver Island Region	Campbell River	4	4		2	3	4	
	Courtenay	1	1		2	1	1	1
	Duncan	4	5	5	2	4	5	5
	Nanaimo	8	11	12	2	8	11	12
	Port Alberni	8	9	10	2	8	9	10
	Port Hardy *	4	8		2	4		
	Powell River *	8			2	3		
	Westem Communities	4	5	5	2	4	5	10
OCJ	Bella Bella *	7	7		2	7	7	
	Bella Coola *	1	3		1	1	3	

Time to Trial by Location, Jurisdiction, and Trial Length as at March 31, 2025

Results in months for Summary Proceedings Court (SPC) appear below. Summary Proceedings Court generally hears cases that are less complex, have historically high collapse rates, and shorter time estimates. The locations above standard are shown in red. The Provincial Court standard in months is shown across the top, and the provincial assignment court delay average is shown at the bottom.

Time to Trial for Summary Proceeding Court by Location and Jurisdiction

Adult Criminal		FLA		CFCSA		Small Claims	
4 Months Max		3 Months Max		2 Months Max		4 Months Max	
Surrey	4	Kelowna	3	Surrey	3	Victoria	5
Kelowna	4	Victoria	3	Victoria	3	Surrey	4
Victoria	3	Surrey	2	Kelowna	3	Kelowna	4
Vancouver Criminal	2	Port Coquitlam	2	Robson Square	2	Robson Square	3
Abbotsford	2	Abbotsford	2	Abbotsford	2	Port Coquitlam	3
Port Coquitlam	2	Robson Square	2	Port Coquitlam	2	Abbotsford	2
All Assignment Court Locations (average)		2.9	2.3	2.5		3.5	