



THE PROVINCIAL COURT OF BRITISH COLUMBIA

Semi-Annual Time to Trial Report

March 31, 2026

Introduction

Time to trial measures the time elapsed from the time the case is ready to be scheduled until the next available date (in months) that a defined event can be routinely scheduled onto a future court list in a particular location.¹

Time to trial does not reflect when cases are actually set, rather it is an estimate of when court time would be available to schedule a particular activity. This estimate is then compared against the standard established by the court for that particular activity.

Time to trial data is currently collected from 69 court locations. The current update includes the following information as of March 31, 2026:

- Adult Criminal Weighted Provincial Time to Trial;
- Family Law Act (FLA) Weighted Provincial Time to Trial;
- Child, Family and Community Service Act (CFCSA)² Weighted Provincial Time to Trial;
- Civil Small Claims Weighted Provincial Time to Trial;
- Locations with the Longest Time to Trial in each area of the court's jurisdiction;
- Time to Trial Results by Location.

¹ Does not include fast tracked events, or dates that become available due to cancellations

² Also known as 'Child Protection'

Overall, provincial weighted times to trial have increased on average by 12% between March 2025 and March 2026. Most categories increased their delays over the past year. The top areas that saw an increase in Time to Trial:

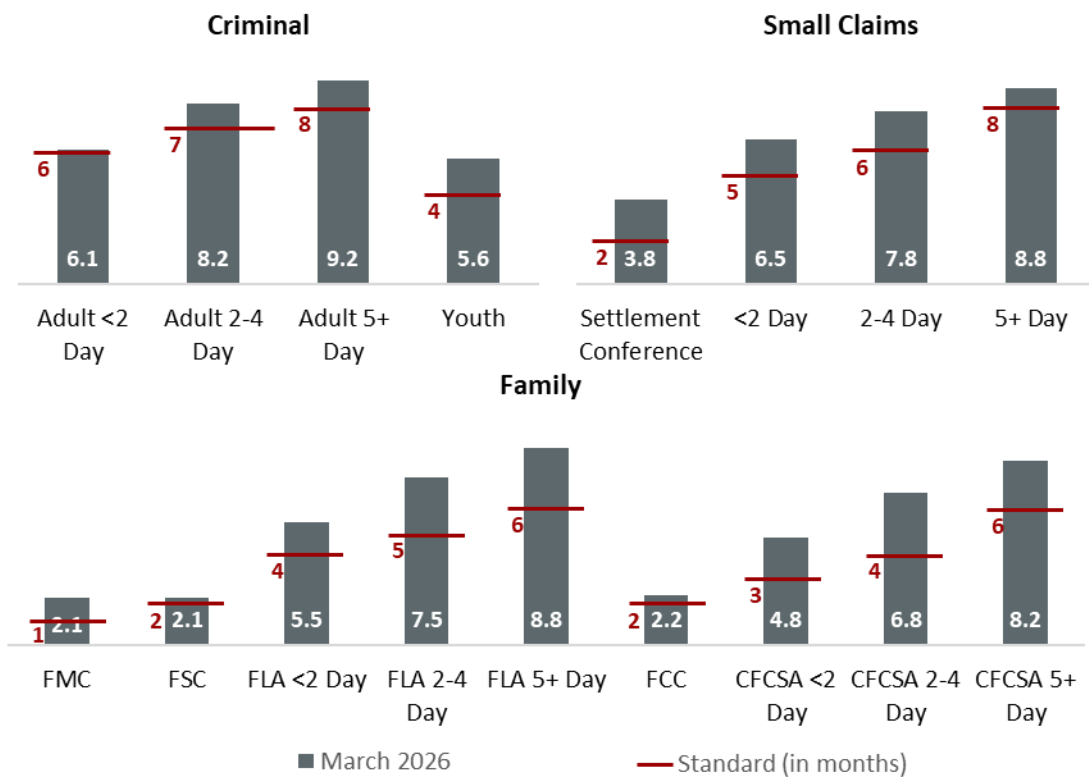
- Youth Criminal increased by 24%, from 4.5 months to 5.6 months
- Long FLA trials (5+ day) increased by 21%, from 7.3 months to 8.8 months
- Long CFCSA trials (5+ day) increased by 19%, from 6.9 months to 8.2 months
- Family Management Conferences (FMC) increased by 20%, from 1.8 to 2.1 months

Overall, results varied from 0.1 months above the Provincial Court standard to 2.8 months over or at the standard, with all measures being over the standard in March 2026.

Figures 1 to 4 show time elapsed in months from the time the case is ready to be scheduled until the next available date.

Figure 1 shows weighted³ province-wide times to trial, as well as Provincial Court standards in months.

Figure 1 - Provincial Weighted Time to Trial by Jurisdiction and Trial Length



³ All locations in the province were weighted based on fiscal year caseloads. Weighted time to trial is the average time (in months), weighted by caseloads, from the time a request is made to the next available date.

Weighted Results by Jurisdiction

Figures 2 to 4 show weighted province-wide times to trial and Provincial standards in months, by division. These figures also show a comparison between the results for March 2025 and March 2026.

Figure 2 sets out the number of months between an Arraignment Hearing/Fix Date and the first available court date for typical adult/youth criminal trials of various lengths. These results do not take into account the time between a first appearance in Court and the Arraignment Hearing/Fix Date. All criminal delays have increased from March 2025 to March 2026 and are over the standard. Delays for long adult criminal trials and youth criminal trials both increased by over a month. Short adult criminal trials (<2 days) delays increased by 0.4 months but remain close to the standard of 6 months.

Figure 2 - Weighted Provincial Time to Adult/Youth Criminal Trials

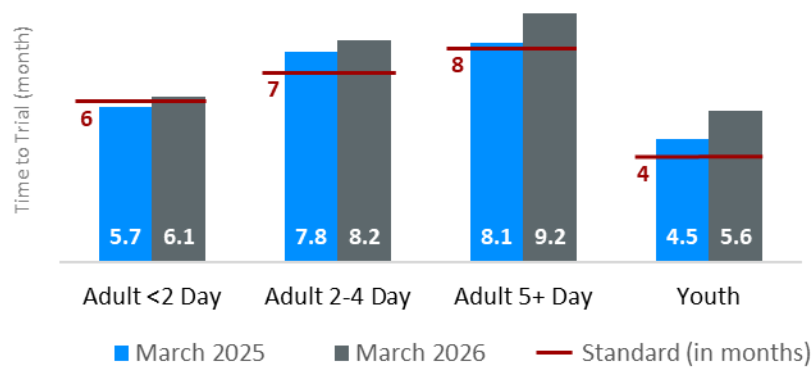
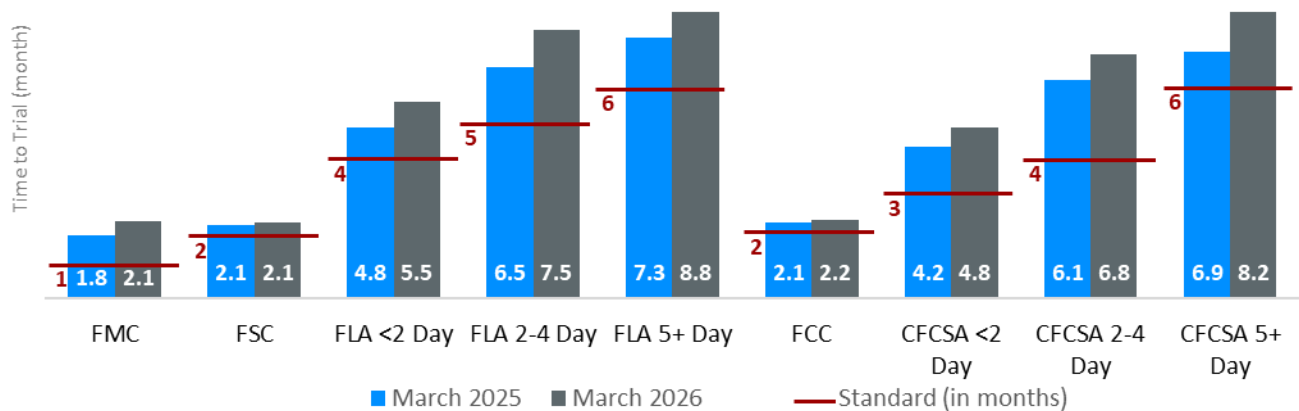


Figure 3 includes two types of proceedings: family conferences and trials. The time to a family conference is the number of months between the date a judge directs a conference to be set and the first available date for a family conference. Since March 2025, all family delays have increased, with long trials (5+ day) increasing the most for both FLA and CFCSA divisions. All family trials are at least one month over the standard. All medium and long FLA and CFCSA trials (2-4 day and 5+ day) are more than 2 months over the Provincial Court standards. Family conferences (FMC, FSC, and FCC) all remained relatively stable from March 2025 to March 2026.

Figure 3 - Weighted Provincial Time to Family Trials

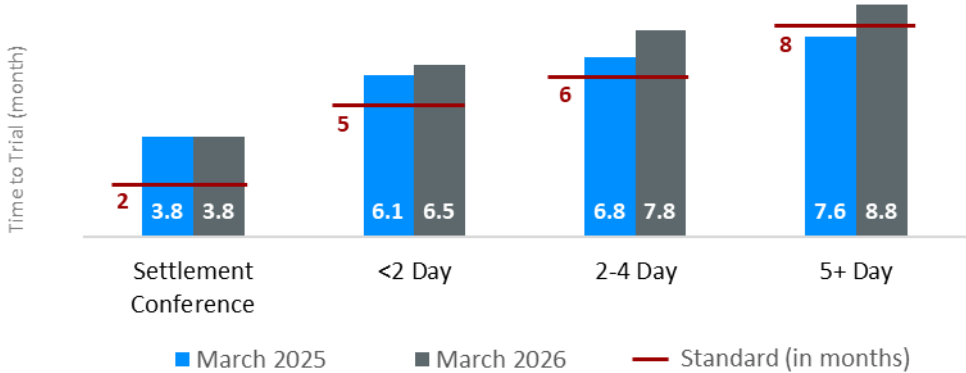


Data Source: Judicial Next Available Date Survey

Weighted Results by Jurisdiction (continued)

Figure 4 includes two types of proceedings: Settlement Conferences and trials. The time to a Settlement Conference is the number of months between the date the last reply or document is filed to ready the case for a Settlement Conference and the first available date for a Settlement Conference. The time to trial is the number of months between the end of a Settlement Conference and the first available court date for typical small claims trials of various lengths. These results do not take into account the time between the filing of a claim and the reply. Since March 2025, long trials (5+ day) have increased by 1.2 months and medium length trials (2-4 day) increased by 1 month. Short trials increased by less than half a month (0.4 months) and Settlement Conference delays stayed the same.

Figure 4 - Weighted Provincial Time to Small Claims Trials



Data Source: Judicial Next Available Date Survey

Top 10 Results

Figures 5, 6, 7, and 8 show the ten locations with the longest times to trial in months for different jurisdictions as at March 31, 2026. Smaller locations are screened out of these calculations, as a longer wait for trial dates is more likely a result of fewer Court sittings in these locations. The Provincial Court standard in months is shown at the top, and the provincial delay average is shown at the bottom.

Figure 5 - Locations with the Longest Delays to Adult Criminal Trials

<2 Day		2-4 Day		5+ Day	
6 Months Max		7 Months Max		8 Months Max	
Nanaimo	9	Nanaimo	12	Nanaimo	13
Western Communities	9	Western Communities	11	Port Coquitlam	11
Courtenay	9	Courtenay	10	Western Communities	11
Castlegar	9	Duncan	10	Duncan	11
Prince George	8	Terrace	10	Vancouver Criminal	10
Richmond	8	Victoria	9	Victoria	10
New Westminster	8	Prince George	9	Prince George	10
Port Hardy	8	Fort St. John	9	North Vancouver	10
Salmon Arm	8	New Westminster	9	New Westminster	10
Rossland	8	Campbell River	9	Terrace	10
6.1		8.2		9.2	

Figure 6 - Locations with the Longest Delays to Family Trials (FLA)

<2 Day FLA		2-4 Day FLA		5+ Day FLA	
4 Months Max		5 Months Max		6 Months Max	
Western Communities	10	Nanaimo	12	Nanaimo	13
Nanaimo	9	Port Coquitlam	11	Western Communities	11
Nelson	8	Western Communities	10	Victoria	10
Salmon Arm	8	Victoria	9	Port Coquitlam	10
Rossland	8	New Westminster	9	North Vancouver	10
Grand Forks	8	Nelson	9	Duncan	10
Castlegar	8	Rossland	9	Abbotsford	9
North Vancouver	7	Grand Forks	9	Kamloops	9
Port Hardy	7	Castlegar	9	Vernon	9
Powell River	7	Abbotsford	8	New Westminster	9
5.5		7.5		8.8	

Data Source: Judicial Next Available Date Survey

Top 10 Results (Continued)

Figure 7 - Locations with the Longest Delays to Family Trials (CFCSA)

<2 Day CFCSA		2-4 Day CFCSA		5+ Day CFCSA	
3 Months Max		4 Months Max		6 Months Max	
Western Communities	10	Nanaimo	12	Nanaimo	13
Nanaimo	9	Port Coquitlam	10	Port Coquitlam	11
Salmon Arm	8	Western Communities	10	Western Communities	11
Rossland	8	Victoria	9	Victoria	10
Nelson	8	New Westminster	9	Duncan	10
Grand Forks	8	Rossland	9	North Vancouver	10
North Vancouver	7	Nelson	9	Kamloops	9
Campbell River	6	Campbell River	8	Port Alberni	9
Penticton	6	Port Alberni	8	Vernon	9
Dawson Creek	6	Vernon	8	New Westminster	9
4.8		6.8		8.2	

Figure 8 - Locations with the Longest Delays to Small Claims Trials

<2 Day Trial		2-4 Day Trial		5+ Day Trial	
5 Months Max		6 Months Max		8 Months Max	
Western Communities	10	Nanaimo	12	Nanaimo	13
Nanaimo	9	Duncan	11	Port Coquitlam	11
Duncan	9	Port Coquitlam	10	Western Communities	11
Courtenay	9	Western Communities	10	Duncan	11
Castlegar	9	Powell River	10	North Vancouver	10
Richmond	8	Richmond	9	Victoria	10
Salmon Arm	8	New Westminster	9	Terrace	10
Nelson	8	North Vancouver	9	Richmond	9
Powell River	8	Courtenay	9	Abbotsford	9
Rossland	8	Nelson	9	New Westminster	9
6.5		7.8		8.6	

Data Source: Judicial Next Available Date Survey

Appendix 1: Time to Trial by Location, Jurisdiction, and Trial Length

Results in months for all locations for which time to trial information is collected appear below. Results for the Criminal and Small Claims divisions are listed first, followed by results for Family. Locations are listed by region, with the exception of assignment court locations, which are listed together. The Provincial Court standard in months is shown for reference. Not all locations for which time to trial information is collected hear all kinds of trials. Grey cells indicate that the trial type in question is not heard at that location.

Note that 36 of the 69 court locations for which the court collects time to trial information are smaller operations. Of the 36 locations, 10 do not have a resident judge but are staffed and include registry services⁴ and 26 have neither a resident judge nor registry services.⁵ Due to the relatively small number of Court sitting days in these locations, lengthier delays are anticipated for a number of reasons, including:

- The inability to accommodate longer trials. These lengthy trials cannot be scheduled for several days in a row as they often can in larger court locations.
- The inability to react to caseload fluctuations could result in an increase in the number of cases requiring a trial.

Smaller locations are marked with an asterisk in the table below.

⁴ Registry offices are open to public for filing documents, accessing court file information or requesting information on court processes.

⁵ These locations are only open for scheduled courtroom appearances such as hearings and trials.

Time to Trial by Location, Jurisdiction, and Trial Length as at March 31, 2026

	Location	Adult Criminal			Small Claims		
		<2 Day	2 - 4 Day	5+ Day	<2 Day	2 - 4 Day	5+ Day
Provincial Standards		6	7	8	5	6	8
Assignment Court	Abbotsford		8	9		8	9
	Kelowna		8	8		7	8
	Main Street		7	10			
	Port Coquitlam		3	11		10	11
	Robson Square					7	8
	Surrey		7	8		7	8
	Victoria		9	10		8	10
Fraser Region	Chilliwack	5	6	8	5	7	8
	New Westminster	8	9	10	5	9	9
Interior Region	Castlegar *	9	9		9	9	
	Clearwater *	2	2		2	2	
	Cranbrook	4	5		4	5	
	Creston *	3	4		3	4	
	Fernie *	4	5		4	5	
	Golden *	3	3		3	3	
	Grand Forks *	8	9		8	9	
	Invermere *	3	4		3	4	
	Kamloops	5	6	9	5	6	9
	Lillooet *	3	3		3	3	
	Merritt *	5	5		5	5	
	Nakusp *	6	8		6	8	
	Nelson	8	9		8	9	
	Penticton	5	6	7	6	7	8
	Princeton *	3			3		
	Revelstoke *	5			5		
	Rosland	8	9		8	9	
	Salmon Arm	8			8		
Sparwood *	4	5		4	5		
Vernon	5	8	9	5	8	9	

Time to Trial by Location, Jurisdiction, and Trial Length as at March 31, 2026

	Location	Adult Criminal			Small Claims		
		<2 Day	2 - 4 Day	5+ Day	<2 Day	2 - 4 Day	5+ Day
Provincial Standards		6	7	8	5	6	8
Northern Region	100 Mile House *	4	5	6	4	5	6
	Anahim Lake *	4	4	4	4	4	4
	Burns Lake *	5	6	6	6	6	
	Chetwynd *	6	9		6	6	
	Daajing Giids	3	5		5		
	Dawson Creek *	6	9		6	6	
	Fort Nelson *	4	5		5	5	
	Fort St. James	6	7	8	5	6	
	Fort St. John *	5	9	9	4		
	Fraser Lake *	4	4		4		
	Hazelton *	4	4	7	7	7	
	Houston *	2					
	Kitimat *	3	5	6	3	5	6
	Kwadacha *	3					
	Mackenzie *	2	2		3		
	Masset *	2	5		5		
	Prince George	8	9	10	6	7	
	Prince Rupert *	3	5	7	7	7	
	Quesnel	3	4	4	3	4	4
	Smithers	4	4	6	6	6	
Terrace	5	10	10	6		10	
Tumbler Ridge *	6	9		6	6		
Valemount *	7			7			
Vanderhoof *	6	7	8	5	6		
Williams Lake	4	4	6	3	4	6	
Vancouver Region	North Vancouver	7	8	10	7	9	10
	Pemberton *	4	6		4	6	
	Richmond	8	8	9	8	9	9
	Sechelt	5	6	8	3	6	7
Vancouver Island Region	Campbell River	5	9		6		
	Courtenay	9	10		9	9	
	Duncan	7	10	11	9	11	11
	Nanaimo	9	12	13	9	12	13
	Port Alberni	1	8	9	1	8	9
	Port Hardy *	8	9				
	Powell River *	7	7		8	10	
Western Communities	9	11	11	10	10	11	
OCJ	Bella Bella *	4	4		4	4	
	Bella Coola *	6	13		6	10	

Time to Trial by Location, Jurisdiction, and Trial Length as at March 31, 2026

	Location	FLA					CFCSA			
		FMC	FSC	<2 Day	2 - 4 Day	5+ Day	FCC	<2 Day	2 - 4 Day	5+ Day
Provincial Standards		1	2	4	5	6	2	3	4	6
Assignment Court	Abbotsford	2	5		8	9	5		7	8
	Kelowna	3	3		7	8	3		7	7
	Main Street									
	Port Coquitlam	3	5		11	10	5		10	11
	Robson Square	2	1		7	8	1		7	8
	Surrey	3	1		7	8	1		7	8
	Victoria	2			9	10			9	10
Fraser Region	Chilliwack	2	2	5	6	8	2	5	6	8
	New Westminster	2		5	9	9	2	5	9	9
Interior Region	Castlegar *	2	2	8	9		2	8	9	
	Clearwater *	2	2	2	2		2	2	2	
	Cranbrook	2	2	4	5		2	4	5	
	Creston *	2	2	3	4		2	3	4	
	Fernie *	2	2	4	5		2	4	5	
	Golden *	2	2	3	3		2	3	3	
	Grand Forks *	2	2	8	9		2	8	9	
	Invermere *	2	2	3	4		2	3	4	
	Kamloops	2	2	5	6	9	2	5	6	9
	Lillooet *	2	2	3	3		2	3	3	
	Merritt *	2	2	5	5		2	5	5	
	Nakusp *	2	2	6	8		2	6	8	
	Nelson	2	2	8	9		2	8	9	
	Penticton	2	2	6	6	8	2	6	7	8
	Princeton *			3						
	Revelstoke *	2	2	5			2	5		
	Roseland	2	2	8	9		2	8	9	
	Salmon Arm	2	2	8			2	8		
	Sparwood *	2	2	4	5		2	4	5	
	Vernon	2	2	5	8	9	2	5	8	9

Time to Trial by Location, Jurisdiction, and Trial Length as at March 31, 2026

	Location	FLA					CFCSA			
		FMC	FSC	<2 Day	2 - 4 Day	5+ Day	FCC	<2 Day	2 - 4 Day	5+ Day
Provincial Standards		1	2	4	5	6	2	3	4	6
Northern Region	100 Mile House *	2	2	4	5	6	2	4	5	6
	Anahim Lake *	2	2	4	4	4	2	4	4	4
	Burns Lake *	2	3	5	6	6	3	5	6	
	Chetwynd *	2	2	6	6		2	6	6	
	Daajing Giids	2	3	3	5		3	3	5	
	Dawson Creek *	2	2	6	6		2	6	6	
	Fort Nelson *	2	1	5	5		1	5	5	
	Fort St. James	2	2	4	5		2	3	4	5
	Fort St. John *	1	1	4	4	5	1	4	5	5
	Fraser Lake *	2	2	4			2	3		
	Hazelton *	2	3	4	7	7	3	4	7	
	Houston *	2	3				3			
	Kitimat *	2	1	3	5	6	2	3	5	6
	Kwadacha *						3			
	Mackenzie *	2	2	2			2	2		
	Masset *	2	3	2			3	2		
	Prince George	2	2	5	8	8	2	3	5	5
	Prince Rupert *	2	3	3	7	7	3	3	7	7
	Quesnel	2	2	3	4	4	2	3	4	4
	Smithers	2	3	4	6	6	3	4	6	6
Terrace	2	1	5	6	9	2	5		7	
Tumbler Ridge *	2	2	6	6		2	6	6		
Valemount *	2	2	5			2				
Vanderhoof *	2	2	4	5		2	3	4		
Williams Lake	2	2	3	4	6	2	3	4	6	
Vancouver Region	North Vancouver	1	1	7	8	10	1	7	8	10
	Pemberton *	1	1	4	6		1	4	6	
	Richmond	1		3	8	9		3	4	
	Sechelt	1	1	3	6	7	1	3	6	7
Vancouver Island Region	Campbell River	2	2	4	6	6	2	6	8	
	Courtenay	2	2	3	3		2	3	3	
	Duncan	1	1	5	5	10	1	5	5	10
	Nanaimo	3		9	12	13	3	9	12	13
	Port Alberni	3		1	8	9	3	1	8	9
	Port Hardy *	2	2	7			2			
	Powell River *	2	2	7	7		2	3	3	
Western Comm.	1	1	10	10	11	1	10	10	11	
OCJ	Bella Bella *	2	2	2	4		2	2	2	
	Bella Coola *	1	1	6	10		1	6	10	

Time to Trial by Location, Jurisdiction, and Trial Length as at March 31, 2026

Results in months for Summary Proceedings Court (SPC) appear below. Summary Proceedings Court generally hears cases that are less complex, have historically high collapse rates, and shorter time estimates. The locations above standard are shown in red. The Provincial Court standard in months is shown across the top, and the provincial assignment court delay average is shown at the bottom.

Time to Trial for Summary Proceeding Court by Location and Jurisdiction

Adult Criminal		FLA		CFCSA		Small Claims	
4 Months Max		3 Months Max		2 Months Max		4 Months Max	
Kelowna	3	Kelowna	3	Kelowna	4	Robson Square	4
Port Coquitlam	3	Port Coquitlam	3	Port Coquitlam	3	Kelowna	3
Victoria	3	Robson Square	3	Robson Square	3	Port Coquitlam	3
Abbotsford	2	Abbotsford	2	Abbotsford	2	Victoria	3
Surrey	2	Surrey	2	Surrey	2	Abbotsford	2
Vancouver Criminal	2	Victoria	2	Victoria	2	Surrey	2
All Assignment Court Locations (average)	2.4		2.4		2.5		3.1